


Abhinav Bharati High School

17 Pretoria Street, Kolkata 700071



www.abhinavbharati.co.in

 abhs.cal@gmail.com / abhsprimary@gmail.com

Syllabus for Academic Year – 2021-2022

(Primary Section)

Class - LKG

ABHINAV BHARATI HIGH SCHOOL (SYLLABUS FOR ENGLISH)
CLASS LKG SESSION: 2021-22

MONTHS	Names of the topics
APRIL	<p>1. Pattern Writing: i. Standing line ii. Sleeping line</p> <p>2. Orals: i. Phonic drill A to Z and recognition of letters</p> <p>3. Written work of alphabets: I, L, T, H, E</p> <p>4. Activity 1: Tracing of sand paper letters and their phonic sounds</p> <p>Books: 1. Writing patterns 0 2. Viva Young Learners English Capital Letters Book 1</p> <p>Activity 2: Make honeybee and flowers with thumbprint in an A4 size paper to teach I for insect and F for flower.</p>
MAY	<p>1. Pattern Writing: slanting lines</p> <p>2. Orals : Phonic drill A to Z and recognition of letters</p> <p>3. Written work of letters F, A and V</p> <p>4. Activity1: Tracing of sand paper letters</p> <p>Books: 1. Writing patterns 0 2. Viva Young Learners English Capital Letters Book 1</p> <p>Activity 2: Make paper fan to keep cool in the hot summer day.</p>
JUNE	<p>1. Pattern Writing: i. Zigzag lines</p> <p>2. Orals: Phonic drill A to Z and recognition of letters</p> <p>3. Written work: 1) Revision 2) Writing of letters W, M, N, X, Y and Z</p> <p>4. Activity: 1) Tracing of sand paper letters 2) Matching activity with flash cards 3) W for Watermelon, involve the children in an activity of planting watermelon seeds in a pot and watering it.</p>

JULY	<p>Orals: Vowels (A, E, I, O, U) (Phonic drill) Written work: 1. Pattern Writing curved lines</p> <p style="text-align: center;">2. Written work of letters C, D, P, B, R</p> <p>Activity: 1. Sand paper letter tracing Matching with flash cards Colour the correct picture</p> <p style="text-align: center;">2. P for Peacock, ask the children to dance on one foot like a peacock in the rain by spreading their hands</p>
------	--

AUGUST	<p>: Vowels (phonic drill) Consonants A to Z Written work: Pattern Writing</p> <p style="text-align: center;">1. Circle and oval 2. Spiral lines Writing alphabet- O, Q, S, G, J and U</p> <p>Activity: Special activity with C and K Colour and circle</p> <p style="text-align: center;">Revision of letters by a fun activity of arrange paper glasses with the alphabets written on them to form a pyramid</p>
SEPTEMBER	<p>Revision of all lessons taught Recap</p>
OCTOBER	<p>Orals: Phonic drill of vowels and consonants Recognition of alphabet with the help of flash cards</p> <p>Written work: Writing letters i, l, t, u, j, m, n, and w Practice work from Viva English Small Letters Book 2</p>
NOVEMBER	<p>Orals: Introduction of three letter words with mid vowel 'a'</p>





	<p>Written work of small letters: 1. f, h, k, r, s, y, v, x and z</p> <p style="text-align: right;">2. writing</p> <p>small letters from a to z in ex. Book</p> <p>Activity: Ask the children to form a three letter word using alphabet cutouts with mid vowel 'a' and enact them.</p>
--	---

DECEMBER	<p>Orals: Three letter words with mid-vowels i and o</p> <p style="padding-left: 40px;">Revision of three letter words with 'a' as mid vowel</p> <p style="padding-left: 40px;">Reading of sentences framed with three letter words</p> <p>Written work: Three letter words with mid vowel a, i and o in the ex. Book</p> <p>Activity: Words with moveable alphabet and picture cards.</p>
JANUARY	<p>Orals: Three letter words with mid vowels e and u sound</p> <p style="padding-left: 40px;">Revision of three letter words with a, i and o sound</p> <p style="padding-left: 40px;">Reading from Phonic Reader</p> <p>Written work: Three letter words with mid vowels e and u</p> <p>Different types of activities related to the above topic from the phonic reader</p> <p>Activity: Make 5 of their nametag flower cutouts and make them write the vowels on each of the flower and pin the flowers to their uniforms.</p>
FEBRUARY	<p>Revision of all topics taught</p> <p>Recap</p>

ABHINAV BHARATI HIGH SCHOOL SYLLABUS FOR L.K.G.

SUBJECT: NUMBER WORK

SESSION: 2021-2022

Months	Name of the Topics
April	<p>Orals: 1. Count 1 to 10 2. Concept of T.O.</p> <p>Materials/ Activities: 1. Rods/ Sticks/ Objects/ Rhymes and Project. 2. Sand Paper and Sand Tracing 1,4 and 7</p> <p>Written Work: 1,7 and 4 and various exercises : Count the objects eg: 1)  = 4</p>
May	<p>Oral: 1. Count 1 to 30 2. Introduction to the concept of 0 3. Concept of T.O.</p> <p>Materials/ Activities: 1. Spindle Box/ sticks / objects/Rhymes and Project. 2. Sand Paper and Sand Tracing 0,6</p> <p>Written Work: 0,6 and various exercises : Count and Match eg:</p> <div style="text-align: right;">  </div>
June	<p>Orals: 1. Count 1 to 40 by Tens and Ones 2. Revision – Concept of 0</p> <p>Materials/ Activities: 1. Number Box and Spindle Box 2. Sticks, Objects, Exercise, Rhymes and Project. 3. Sand Paper and Sand Tracing - 9,3,2,5,8 and 10</p> <p>Written Work: 1. 9,3,2,5 and 8 and various exercises. 2. Dictation 0 to 10 under T.O. 3. Draw balls objects according to the number given for eg: 5 =  1 = </p>
July	<p>Orals: 1. Count 1 to 50 by Tens and Ones 2. Backwards 5 to 0.</p> <p>Materials/Activities: 1. Sequin Board 2. Sand Paper and Sand Tracing : 1 and 0 and Revision 3. Exercises, Rhymes and Project.</p> <p>Written Work: 1. 10 to 24 and various Exercises. 2. Dictation 3. Backward Counting 5 to 0. 4. Fill in the blanks.</p>
August	<p>Orals: 1. Count 1 to 60 by Tens and Ones 2. Backwards 10 to 0.</p> <p>Materials/Activities: 1. Sequin Board 2. Exercises, Rhymes and Project.</p> <p>Written Work: 1. 25 to 40 and various Exercises. 2. Dictation 3. Matching 4. Continue Counting 5. Fill in</p>
September	Revision of the previous month's topics for the Recap Assignments.

Months	Name of the Topics
October	<p>Orals : 1. Count 1 to 70 by Tens and Ones 2. Revision Backwards 15 to 0.</p> <p>Materials/Activities: 1. Sequin Board 2. Different Exercises, Rhymes and Project.</p> <p>Written Work: 1. 41 to 50 and various exercises. 2. Dictation 3. Fill in</p>
November	<p>Orals : 1. Count 1 to 80 by Tens and Ones 2. Revision Backwards 20 to 0.</p> <p>Materials/Activities: 1. Activity with golden beads. 2. Different Exercises, Rhymes and Project.</p> <p>Written Work: 1. 51 to 70 and various exercises. 2. Dictation 3. Continue Counting 4. Fill in</p>
December	<p>Orals : 1. Count 1 to 100 by Tens and Ones 2. Revision Backwards 25 to 0. 3. What comes before (0 to 25)?</p> <p>Materials/Activities: 1. Activity with cards and counters. 2. Activity with golden beads. 3. Different Exercises, Rhymes and Project.</p> <p>Written Work: 1. 71 to 90 and various exercises. 2. Dictation 3. Continue Counting 4. What comes before?</p>
January	<p>Orals : 1. Count 1 to 100 by Tens and Ones 2. Revision Backwards 30 to 0. 3. What comes before and after?</p> <p>Materials/Activities: 1. Sequin Board 2. Cards and counters 3. Different Exercises, Rhymes and Project.</p> <p>Written Work: 1. 1 to 100 and various exercises. 2. Dictation 3. What comes before, after and in-between?</p>
February	<p>Revision of all the oral and written topics taught so far for Final Recap Assignments.</p> <div style="border: 1px solid black; padding: 10px; margin-top: 10px;"> <p>With the help of:-</p> <p>1. Number Books: 1. Viva Number Book 1 2. Viva Number Work Book 1 3. Activity Number Work Book ABHS</p> <p>2. Orals and different activities through Project, Flash Cards, Slides, Videos, Montessori Materials, Worksheets and Rhymes, and objects from environment.</p> </div>

ABHINAVBHARATI HIGH SCHOOL

(SYLLABUS FOR CONVERSATION AND RHYMES.

CLASSL.K.G

SESSION 2021-22

APRIL	Rhymes Conversation My Schools torytime
MAY	Rhymes Conversation Summer Season
JUNE	Rhymes Conversation Myself Story-time
JULY	Rhymes Conversation. Monsoon Season Story Time
AUGUST	Conversation. On Rakhi Independence Day Rhymes
SEPTEMBER	Revision of all topics taught Recap
OCTOBER	Rhymes Conversation: Puj
NOVEMBER	Conversation: 1. Diwali 2. My House 3. Different rooms in a house
DECEMBER	Rhymes Conversation: In the park Festival-Christmas
JANUARY	Rhymes Conversation : Winter Season Story Time Action Words
FEBRUARY	Revision of all topics taught Recap
The above topics will be taught with the help of book: VIVA PICTU REDICTIONARY Videos Flash Cards	

ABHINAV BHARATI HIGH SCHOOL SYLLABUS FOR L.K.G. G.K. (ORAL)
SESSION: 2021-2022

Months	Name of the Topics
April	<ol style="list-style-type: none"> 1. Common Animals 2. Parts of the body 3. Colours 4. Days of the Week
May	<ol style="list-style-type: none"> 1. Shapes
June	<ol style="list-style-type: none"> 1. Revision of the previous months topics 2. Pet Animals 3. Farm Animals
July	<ol style="list-style-type: none"> 1. Revision of the previous months topics 2. Wild Animals 3. Water Animals 4. Fruits
August	<ol style="list-style-type: none"> 1. Revision of the previous months topics 2. Vegetables 3. Our Country/National Symbols and Flag 4. Seasons
September	<ol style="list-style-type: none"> 1. Revision of the previous month's topics for Recap Assignment
October	<ol style="list-style-type: none"> 1. Games: i) Indoor ii) Outdoor games. 2. Birds
November	<ol style="list-style-type: none"> 1. Difference between : Healthy Food and Junk Food and their examples 2. Flowers
December	<ol style="list-style-type: none"> 1. Modes of Transports 2. Months of the year 3. Animals and their Babies 4. Animals and their Cries
January	<ol style="list-style-type: none"> 1. Revision of the previous months topics 2. Animals and their Homes/Shelter 3. People who helps us
February	<ol style="list-style-type: none"> 1. Revision of all the topics taught so far for Final Recap Assignments <div style="border: 1px solid black; padding: 5px; margin-top: 10px;"> <p>With the help of :-</p> <ol style="list-style-type: none"> 1. G.K. book: Viva Picture Dictionary Book. 2. Orals and Different Activities through project, Flash cards, Videos, Montessori Materials, Worksheets and Rhymes. </div>

ABHINAV BHARATI HIGH SCHOOL SYLLABUS FOR LKG

SUBJECT: ART AND CRAFT

SESSION: 2021-2022

Month	Books	Topic and Lesson
April	Line and Colours	<ul style="list-style-type: none"> • Introduction of primary colours. • Introduction of secondary colours • Identification of colours from their Colour Box, Environment and pictures. <p><u>Pre- drawing Strokes:-</u> i) Standing Lines and fill up the shirt - pg. 4 ii) Sleeping Line and juice glass – pg. 3</p> <p><u>Craft:- Earth Day</u> – Paper Plate Earth Collage Craft.</p>
May	Line and Colours	<p><u>Pre - drawing strokes:-</u> Revision : pgs 19 and 20 <u>Pre-drawing strokes:-</u> i) Curve & Zigzag lines pgs. 5, 12 and 13 <u>Summer Vacation Assignments:-</u> Join the standing Lines, Sleeping Lines and Zigzag Lines.</p> <p><u>Craft:-</u> i) Make any one Craft out of paper plates and decorate it. (Ladybird/ Bee/Mushroom.) ii) <u>Tear and Paste Activity:-</u> Any one summer fruit or vegetable.</p> <p><u>Summer Vacation Craft Project:</u> Send one child’s craft activity video of one minute through UOLO App.</p>
June	Line and Colours Happy Faces Art and Activity	<p><u>Pre - drawing strokes:-</u> i) Curve Lines pgs. 6,7,8,14,16,17</p> <p>“Meow-Meow” – pg 3 – Colour the cats with primary colours. Colour the Sun in a circular motion. Pg. 4</p> <p><u>Craft :-</u> Make table runner/table cover with leaf print and lady’ finger.</p>
July	Line and Colours Happy Faces Art and Activity Activity Drawing Copy	<p><u>Colour :-</u> pg. 23 <u>Pre-drawing strokes spiral:</u> - pgs. 9, 15</p> <p>Colour the farm animals pgs. 12 and 13 Thumb and finger <u>impression activity</u> on animals pg . 8.</p> <p><u>Shapes:-</u> Draw the different shapes with colours.</p> <p><u>Craft :-</u> Decorate a small canvas or thick Art Sheet with thumb and finger impression. i) Fish in the aquarium. / ii) Flowers in the garden.</p>
August	Line and Colours Happy Faces Art and Activity Activity Drawing Copy	<p><u>Colour:-</u> pgs 2 (decorate the butterfly with a thumb print), 10, 11,22,26</p> <p>Colour pgs 9 to 11.</p> <p>Draw and colour our National Flag.</p> <p><u>Craft :-</u> Strawberry themed crafts with kite paper balls or any prints.</p>

ABHINAV BHARATI HIGH SCHOOL SYLLABUS FOR LKG**SUBJECT: ART AND CRAFT****SESSION: 2021-2022**

M on th	Books	Topic and Lesson
September	Line and Colours Happy Faces Art and Activity Drawing Copy	<u>Colour</u> :- pgs 29 and 30 Paper Tearing and Pasting <u>Activity</u> on Pineapple Pg 30. Draw and Decorate Shapes and Similar shapes. <u>Craft</u> - Decorate a kite with marble paper and hand print.
October	Line and Colours Happy Faces Art and Activity	<u>Colour</u> – pg 27, 22 , 32 Colour the pictures as indicated from 14 to 17. <u>Craft</u> - i) Pumpkin craft with Art Paper and Kite Paper. ii) Colour and decorate a Diya.
November	Lines and Colours Happy Faces Art and Activity Drawing Copy	<u>Colour</u> :- pgs. 16 and 18 Colour pgs. 17 to 20. Draw and colour a house using different shapes. <u>Craft</u> :- i) Wall Hanging – Birds with paper plate, Bindi, Strings, Marble paper and colours.
December	Happy Faces Art and Activity	Colour pgs 21 to 24 <u>Craft</u> :-Polar Bear, Christmas Tree and Cap. (tear and paste , cotton , paper plates, ice-cream sticks, chart paper, spray painting with toothbrush) <u>Christmas Vacation Craft Project</u> : Send one child's craft winter activity video of one minute through UOLO App.
January	Line and Colours Happy Faces Art and Activity Drawing Copy	Colour pgs. 12 and 13 Colour pgs. 25 and 29 Draw fish, cat and kite with different shapes. <u>Craft</u> :- Make a New Year Card.
February	Happy Faces Art and Activity Drawing Copy	Colour pg. 32 Make a smiley by pasticine pg. 31. <u>Draw and Colour</u> :- Flower, Trees and Hut with different shapes and make a scenery. <u>Craft</u> :- Spring Craft: Caterpillar on a Leaf. (Green Florescent paper, White Cotton Ball, Ping- Pong Ball)

ABHINAV BHARATI HIGH SCHOOL

CLASS – LKG

MUSIC SYLLABUS 2021-22

(TERM 1)

1. Om
2. Sargam
3. Prayer Song
4. Rabindra Sangeet
5. Nursery Rhymes Song

(TERM 2)

1. Om
2. Sargam
3. Prayer Song
4. Nursery Rhymes
5. Festival Song

ABHINAV BHARATI HIGH SCHOOL

CLASS - LKG DANCE SYLLABUS 2021-22

(TERM 1)

1. Bhumi Pranam
2. Body Movement / Exercise / Mudra
3. Rabindra sangeet
4. Folk song
5. English song

(TERM 2)

1. Body movement / Exercise
2. Mudra / Basic Steps
3. Festival song
4. English song.